

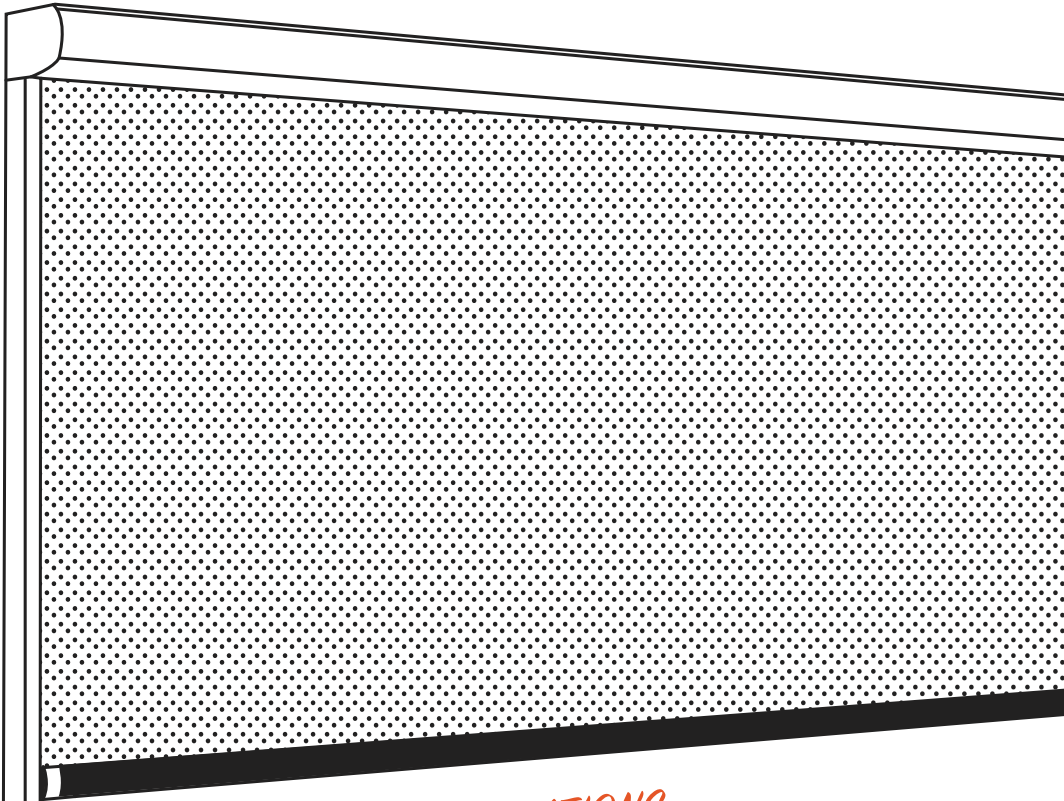


NU-STYLE
SHUTTERS

It's how we roll.

User Guide

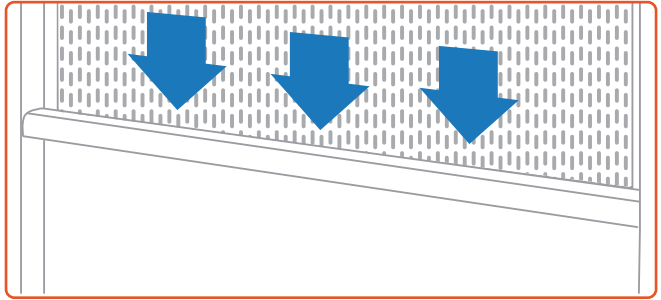
NU-STYLE GALAXY & UNIVERSAL BLINDS



CONGRATULATIONS
*on your investment in your
premium quality Nu-Style blinds*

AFTER INSTALLATION

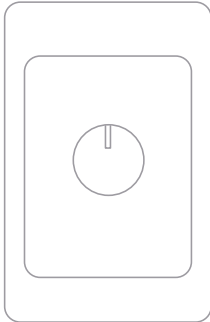
Your Nu Style Outdoor blinds have been roller up for transportation, it is required they be left in the fully down position for 14 days (weather permitting) to allow the fabric to settle of any crease or kinks. You may still bring the blind up for access however it is best to leave them fully down as much as possible in the first 14 days.



OPERATING INSTRUCTIONS

Nu Style Outdoor Blinds are easy & simple to use, providing many years of care-free operation. If your Outdoor Blinds become jammed or operate incorrectly contact Nu Style Shutter urgently for professional service assistance on 1300 798 776.

ELECTRIC OUTDOOR BLINDS



WALL SWITCH

Turn the switch up to open or down to close. To stop at any time, turn the switch to the neutral, middle position. Your blinds will automatically stop at the upper and lower limit, however it is recommended you return the switch to the neutral, middle position after each use.



REMOTE CONTROL

To open the blind press the up button, to stop press the middle button and to closed press the bottom button. If you have a multi-channel handset, use the toggle buttons to select the blind you would like to operate.

RECHARGE REMOTE CONTROL



Your Nu Style remote control handset contains a rechargeable lithium battery. Simply recharge the handset via a USB. The handset has a minimum of one year full operation once charged.

Lost your remote ?

Scan the QR code below to visit the website and purchase a new one.



WINDY CONDITIONS

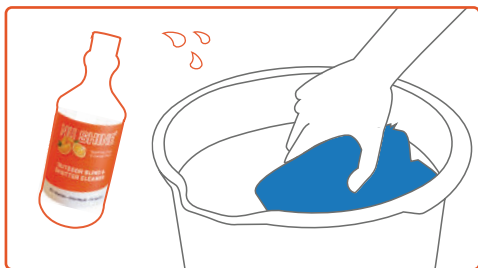
Care must be taken when operating motorised Nu Style blinds in windy conditions. They must be supervised whilst raising and lowering always to ensure guild rails are free of any obstructions.

In ordinary windy conditions, Nu Style blinds can be used as normal, while in strong wind conditions, gusts of 50km/30 knots, its recommended the blinds are partially raised or fully retracted - fully down is the most vulnerable position. During severe weather events, with excess winds of 50km/30 knots, your blinds should be fully retracted to avoid damage caused in windy or stormy conditions as it is not covered under warranty.


CLEANING

With correct cleaning and maintenance, Nu Style blinds will look great and function properly for years.

Fabric Mesh Blinds:



Clean the blind with a soft cloth and **NU SHINE** blinds and shutters specially formulated cleaning solution.



Use a damp microfiber towel to clean up and down the grey plastic insert guide in the tracks. Then take a dry microfiber towel and repeat prior to applying anti static lubricant.



Avoid any silicon or oil based products to come into contact with fabric. Never apply full strength detergents, cleaning fluids, soaps, insecticides or garden sprays.

Do not use a high-pressure hose to clean the blind. Do not use bore water or allow bore water sprinkler systems to wet the blind. Never allow petrochemicals or solvents to touch the blind. Simply hose to clean the blind.

Scan the QR Code to purchase **NU SHINE** now!



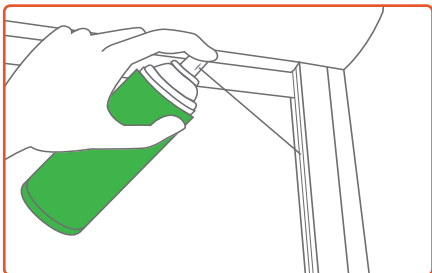
MAINTENANCE

Nu Style blinds will require maintenance by the owner to assist the continued smooth operation of the blind, especially in dusty and seafont locations. We advise an antic static lubricant spray to be used to assist in the continued smooth track-guided operation of the blind. Avoid using oil based sprays such as WD40 or Silicon spray as these types of sprays will attract dirt and can affect the operation of the blind.

TO APPLY

LIFT BLIND TO THE UP POSITION ; Clean both grey plastic guides with a damp microfiber towel first and then with a dry microfiber towel to remove moisture. Using **NU GLIDE** anti static lubricant spray, evenly apply spray up and down onto the grey plastic guides located inside both tracks. After lubrication, open and close the blind once to evenly distribute the anti-static spray within the tracks.

Scan the QR Code to purchase **NU GLIDE** now!



It is very important that you do not use any oil based lubricants such as WD40, as they will damage the spline tape, fabric and will cause dust to collect and build up in the tracks, causing the blind to get caught a possibly damaged.

GUARANTEE

FABRIC MESH: Mesh Fabric is supported with a 5 year Warranty.

CLEAR PVC: Clear PVC is supported with a 2 year Warranty.

ALUMINIUM COMPONENTS: 5 year corrosion guarantee on Blind Pelmet, Tracks and Bottom Bar. Fair wear and tear excepted, as from the date of installation.

ELECTRICAL MOTORS: Only failure directly attributable to part failure and attributable to faulty workmanship is covered by the guarantee. Accident, misuse, willful damage, vandalism or acts of God are excluded. The product must have been installed by NU-STYLE SHUTTERS. This segment of the guarantee is for 5 years, as from the date of installation. There is also an area of limitation of 100km from the point of distribution, thereafter traveling and accommodation (if applicable) are for account of the customer.

REMOTE HANDSETS: Remote handsets are supported with a 1 year Warranty.

MECHANICAL: Only failure directly attributable to part failure and attributable to faulty workmanship is covered by the guarantee. Accident, misuse, willful damage, vandalism or acts of God are excluded. The product must have been installed by NU-STYLE SHUTTERS. This segment of the guarantee is for 2 years, as from the date of installation. There is also an area of limitation of 100km from the point of distribution, thereafter travelling and accommodation (if applicable) are for account of the customer.

GALVANISED POSTS: Galvanised posts are powder coated and support with a 2 year Warranty against corrosion and peel of paint work.

LABOUR: 12 months only from Installation date. Height allowance is not covered under this guarantee and will be payable by the customer if required. NU-STYLE SHUTTERS accepts no responsibility for variance in colour of material from roll to roll or section to section. The guarantee is not effective unless total payment has been made in terms of this contract.

MAINTENANCE: Customer must keep blind tracks clean and spray anti static silicon spray approximately every three months. It is imperative that all outdoor roller screens must be fully retracted in the up position when winds exceed 50 km/h. Any damage to the roller screens caused by winds exceeding 50 km/h will not be covered under the warranty.

A service call out fee may be applicable at the time & other labour charges may apply under the following circumstance:

- During the initial statutory 12 month period if the problem is deemed to not have been caused by workmanship or product failure.
- After the initial statutory 12 months period until the end of the applicable warranty period.